




MERA CRAIG RANCH

UNIT TYPES












	S1 - TIFFANY		A3 - COBALT		B1 - LAGOON		B4 - SAPPHIRE
	A1 - INDIGO		A4 - AZURE		B2 - CAROLINA		B4-A - SAPPHIRE
	A2 - NAVY		A5 - MAYA		B3 - ROYAL		C1 - SLATE (1-STORY COTTAGE)
	A5-A - MAYA						

OUTDOOR AMENITIES

	COMMUNITY GARDEN		EVENT LAWN
	OUTDOOR KITCHEN		POOL CABANAS
	OUTDOOR SEATING		FIRE TABLE
	BIKE RACKS		PICKLEBALL COURT
	PUTTING GREEN		MAILROOM
	DOG PARK		DOG WASH
	DOG RUN		GARAGE
	PICK UP AREA		CARPOR

 RESTROOM
  ELEVATOR
  STORAGE
  TRASH

CLUBHOUSE AMENITIES

	KITCHEN		LIBRARY
	HOSPITALITY AREA		BUSINESS CENTER
	CLUBROOM LOUNGE		WELLNESS STUDIO
	LOBBY		CRAFT ROOM
	FITNESS CENTER		GAME ROOM
	LEASING OFFICE		MEDIA ROOM
	DISCOVERY ROOM		PORCH
	INDOOR PUTTING GREEN		

CLUBHOUSE LEVEL 1



CLUBHOUSE LEVEL 2

